

SHAMBHU DAYAL GLOBAL SCHOOL
CLASS- 2

WINTER HOLIDAYS HOMEWORK

THEME - "KEEP OUR PLANET CLEAN: SAY NO TO POLLUTION!"

Dear Grade 2 Students,

Welcome to the enchanting world of winter wonderland adventures! As we embrace the chilly embrace of the season, it's time for a special holiday assignment that will spark your creativity and fill your hearts with festive joy.

The winter holidays are a magical time filled with snowy landscapes, twinkling lights, and heartwarming moments with family and friends. This homework assignment is designed to celebrate the spirit of the season while engaging your imagination and learning skills.

Get ready for a journey into a winter wonderland of words, colors, and holiday cheer. Let's embark on a festive exploration that will not only showcase your creativity but also spread the warmth of the holidays. Have fun, be imaginative, and let the magic of the season inspire your work.


Wishing you a season filled with joy, laughter, and the spirit of giving!


Warm regards,


[MS. AARTI & MS. PRIYA]

[Grade 2 Teacher]









MATH

Pollution Math Challenge for a Clean Environment

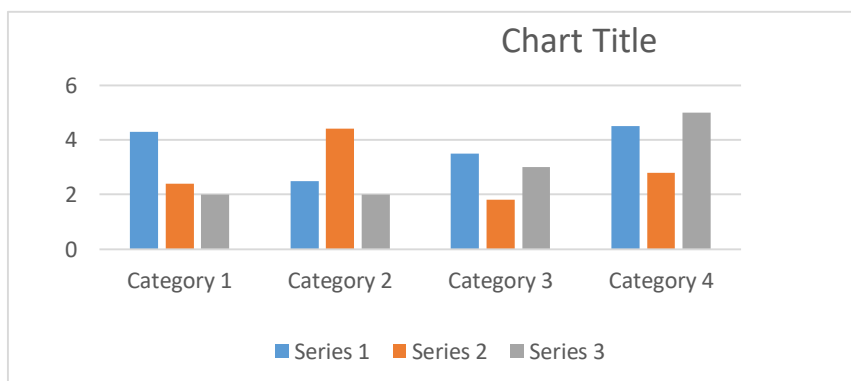
Objective: To apply basic math skills to understand and solve pollution-related problems.

Activity Instructions:

Graphing:

Air Quality Index

Create a bar graph on a4 size sheet , showing the air quality index for five different days. Use colors to represent different levels of air quality (good, moderate, unhealthy, etc.) and mention the color used for the quality.





UOI

"Our Clean Earth" Pollution Model Project*

Objective: To create a model that helps us understand pollution and learn ways to keep our Earth clean.

Materials Needed:

1. Large shoebox or cardboard base
2. Colored paper, markers, and crayons
3. Small toy animals and trees
4. Glue and child-safe scissors
5. Cotton balls (for clouds)
6. Small plastic or paper cups (for factories or cars)
7. Small pieces of trash (to represent pollution)

***Instructions:**

1. *Setting Up the Base:-

- Take a large shoebox or a piece of cardboard as the base for our model Earth.
- Decorate the base with blue paper for the sky and green paper for the land.

2. *Creating the Environment: -

- Place toy animals and trees on the land area to represent nature.
- Glue cotton balls on the blue paper to represent clouds in the sky.

3. *Adding Pollution Sources:*

- Use small plastic or paper cups to create factories or cars. These represent sources of pollution.
- Scatter small pieces of trash (paper, plastic, or cardboard) around the model to show pollution.

4. *Making a Pollution-Free Zone:*

- Create a section of the model where there is no pollution. Discuss what actions can help keep this area clean, such as recycling, using less plastic, and planting trees.



Water Pollution

List three causes of water pollution then write the things that need to change in order for pollution to stop.

1.

pollutant

solution

2.

pollutant

solution

3.

pollutant

solution

